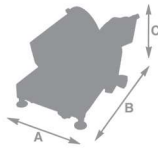


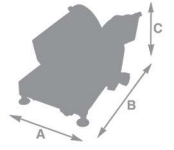
TGF220



| | | |
|--|---|---|
| INGOMBRO MACCHINA (A-B-C mm): | | |
| <i>Machine sizes</i> Maschinengröße | <i>Dimensions de la machine</i> Tamaño maquina | 390x570x430 |
| DIAMETRO LAMA (mm): | | |
| <i>Blade diameter</i> Klingendurchmesser | <i>Diamètre de la lame</i> Tamaño cuchilla | 220 |
| DIMENSIONE PIATTO (mm): | | |
| <i>Pan size</i> Tellerplattengröße | <i>Dimensions du plat</i> Dimensión plato | 200x205 |
| AFFILATOIO: | | |
| <i>Knife sharpener</i> Schleifvorrichtung | <i>Affiloir</i> Afilador | Fisso Fixed - Fixe Feststehend - Fijo |
| MOTORE: | | |
| <i>Motor:</i> Motor | <i>Moteur</i> Motor | HP 0,21 - 230V - 154W |
| REGOLAZIONE SPESSORE FETTE (mm) | | |
| <i>Cutting thickness regulation</i> Schnittstärkeregelung | <i>Régulation de l'épaisseur de coupe</i> Regulador espesor rebanada | 0 - 15 |
| TAGLIO EFFETTIVO (mm) | | |
| <i>Slicing capacity</i> Schneidefähigkeit | <i>Capacité de coupe</i> Corte efectivo | 240x155 |
| PESO NETTO (kg): | | |
| <i>Weight (kg):</i> Gewicht | <i>Poids</i> Peso | 14,000 ca |



TGL250

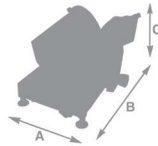


| | | |
|--|---|---|
| INGOMBRO MACCHINA (A-B-C mm): | | |
| <i>Machine sizes</i> Maschinengröße | <i>Dimensions de la machine</i> Tamaño maquina | 380x620x430 |
| DIAMETRO LAMA (mm): | | |
| <i>Blade diameter</i> Klingendurchmesser | <i>Diamètre de la lame</i> Tamaño cuchilla | 250 |
| DIMENSIONE PIATTO (mm): | | |
| <i>Pan size</i> Tellerplattengröße | <i>Dimensions du plat</i> Dimensión plato | 200x205 |
| AFFILATOIO: | | |
| <i>Knife sharpener</i> Schleifvorrichtung | <i>Affiloir</i> Afilador | Fisso Fixed - Fixe Feststehend - Fijo |
| MOTORE: | | |
| <i>Motor:</i> Motor | <i>Moteur</i> Motor | HP 0,21 - 230V - 154W |
| REGOLAZIONE SPESSORE FETTE (mm) | | |
| <i>Cutting thickness regulation</i> Schnittstärkeregelung | <i>Régulation de l'épaisseur de coupe</i> Regulador espesor rebanada | 0 - 15 |
| TAGLIO EFFETTIVO (mm) | | |
| <i>Slicing capacity</i> Schneidefähigkeit | <i>Capacité de coupe</i> Corte efectivo | 245x170 |
| PESO NETTO (kg): | | |
| <i>Weight (kg):</i> Gewicht | <i>Poids</i> Peso | 15,000 ca |



TGL250

PROFESSIONAL

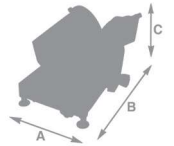


| | | |
|--|---|---|
| INGOMBRO MACCHINA (A-B-C mm): | | |
| <i>Machine sizes</i> Maschinengröße | <i>Dimensions de la machine</i> Tamaño maquina | 380x620x430 |
| DIAMETRO LAMA (mm): | | |
| <i>Blade diameter</i> Klingendurchmesser | <i>Diamètre de la lame</i> Tamaño cuchilla | 250 |
| DIMENSIONE PIATTO (mm): | | |
| <i>Pan size</i> Tellerplattengröße | <i>Dimensions du plat</i> Dimensión plato | 200x205 |
| AFFILATOIO: | | |
| <i>Knife sharpener</i> Schleifvorrichtung | <i>Affiloir</i> Afilador | Fisso Fixed - Fixe Feststehend - Fijo |
| MOTORE: | | |
| <i>Motor:</i> Motor | <i>Moteur</i> Motor | HP 0,21 - 230V - 154W |
| REGOLAZIONE SPESSORE FETTE (mm) | | |
| <i>Cutting thickness regulation</i> Schnittstärkeregelung | <i>Régulation de l'épaisseur de coupe</i> Regulador espesor rebanada | 0 - 15 |
| TAGLIO EFFETTIVO (mm) | | |
| <i>Slicing capacity</i> Schneidefähigkeit | <i>Capacité de coupe</i> Corte efectivo | 245x170 |
| PESO NETTO (kg): | | |
| <i>Weight (kg):</i> Gewicht | <i>Poids</i> Peso | 15,000 ca |



TGL275

PROFESSIONAL



| | | |
|--|---|---|
| INGOMBRO MACCHINA (A-B-C mm): | | |
| <i>Machine sizes</i> Maschinengröße | <i>Dimensions de la machine</i> Tamaño maquina | 430x640x500 |
| DIAMETRO LAMA (mm): | | |
| <i>Blade diameter</i> Klingendurchmesser | <i>Diamètre de la lame</i> Tamaño cuchilla | 275 |
| DIMENSIONE PIATTO (mm): | | |
| <i>Pan size</i> Tellerplattengröße | <i>Dimensions du plat</i> Dimensión plato | 265x240 |
| AFFILATOIO: | | |
| <i>Knife sharpener</i> Schleifvorrichtung | <i>Affiloir</i> Afilador | Fisso Fixed - Fixe Feststehend - Fijo |
| MOTORE: | | |
| <i>Motor:</i> Motor | <i>Moteur</i> Motor | HP 0,23 - 230V - 176W |
| REGOLAZIONE SPESSORE FETTE (mm) | | |
| <i>Cutting thickness regulation</i> Schnittstärkeregelung | <i>Régulation de l'épaisseur de coupe</i> Regulador espesor rebanada | 0 - 15 |
| TAGLIO EFFETTIVO (mm) | | |
| <i>Slicing capacity</i> Schneidefähigkeit | <i>Capacité de coupe</i> Corte efectivo | 260x190 |
| PESO NETTO (kg): | | |
| <i>Weight (kg):</i> Gewicht | <i>Poids</i> Peso | 19,000 ca |