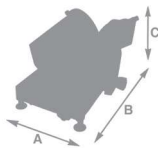




TGL300

PROFESSIONAL



INGOMBRO MACCHINA (A-B-C mm):

Machine sizes Maschinengröße	Dimensions de la machine Tamaño maquina	430x640x500
---------------------------------	--	-------------

DIAMETRO LAMA (mm):

Blade diameter Klingendurchmesser	Diamètre de la lame Tamaño cuchilla	300
--------------------------------------	--	-----

DIMENSIONE PIATTO (mm):

Pan size Tellerplattengröße	Dimensions du plat Dimensión plato	265x240
--------------------------------	---------------------------------------	---------

AFFILATOIO:

Knife sharpener Schleifvorrichtung	Affiloir Afilador	Fisso Fixed - Fixe Feststehend - Fijo
---------------------------------------	----------------------	---

MOTORE:

Motor: Motor	Moteur Motor	HP 0,25 - 230V
-----------------	-----------------	----------------

REGOLAZIONE SPESSORE FETTE (mm)

Cutting thickness regulation Schnittstärkeregelung	Régulation de l'épaisseur de coupe Regulador espesor rebanada	0 - 15
---	--	--------

TAGLIO EFFETTIVO (mm)

Slicing capacity Schneidefähigkeit	Capacité de coupe Corte efectivo	245x220 con blocco 260x220 senza blocco
---------------------------------------	-------------------------------------	--

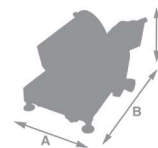
PESO NETTO (kg):

Weight (kg): Gewicht	Poids Peso	19,500 kg
-------------------------	---------------	-----------



TG300

PROFESSIONAL



INGOMBRO MACCHINA (A-B-C mm):

Machine sizes Maschinengröße	Dimensions de la machine Tamaño maquina	580x680x510
---------------------------------	--	-------------

DIAMETRO LAMA (mm):

Blade diameter Klingendurchmesser	Diamètre de la lame Tamaño cuchilla	300
--------------------------------------	--	-----

DIMENSIONE PIATTO (mm):

Pan size Tellerplattengröße	Dimensions du plat Dimensión plato	265x260
--------------------------------	---------------------------------------	---------

AFFILATOIO:

Knife sharpener Schleifvorrichtung	Affiloir Afilador	Fisso Fixed - Fixe Feststehend - Fijo
---------------------------------------	----------------------	---

MOTORE:

Motor: Motor	Moteur Motor	HP 0,25 - 230V - 187W
-----------------	-----------------	-----------------------

REGOLAZIONE SPESSORE FETTE (mm)

Cutting thickness regulation Schnittstärkeregelung	Régulation de l'épaisseur de coupe Regulador espesor rebanada	0 - 15
---	--	--------

TAGLIO EFFETTIVO (mm)

Slicing capacity Schneidefähigkeit	Capacité de coupe Corte efectivo	con blocco 260x230 senza blocco 285x230
---------------------------------------	-------------------------------------	--

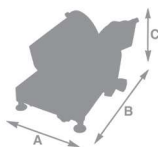
PESO NETTO (kg):

Weight (kg): Gewicht	Poids Peso	21,000 kg
-------------------------	---------------	-----------



TG330

PROFESSIONAL



INGOMBRO MACCHINA (A-B-C mm):

Machine sizes Maschinengröße	Dimensions de la machine Tamaño maquina	500x700x500
---------------------------------	--	-------------

DIAMETRO LAMA (mm):

Blade diameter Klingendurchmesser	Diamètre de la lame Tamaño cuchilla	330
--------------------------------------	--	-----

DIMENSIONE PIATTO (mm):

Pan size Tellerplattengröße	Dimensions du plat Dimensión plato	265x260
--------------------------------	---------------------------------------	---------

AFFILATOIO:

Knife sharpener Schleifvorrichtung	Affiloir Afilador	Fisso Fixed - Fixe Feststehend - Fijo
---------------------------------------	----------------------	---

MOTORE:

Motor: Motor	Moteur Motor	HP 0,30 - 230V
-----------------	-----------------	----------------

REGOLAZIONE SPESSORE FETTE (mm)

Cutting thickness regulation Schnittstärkeregelung	Régulation de l'épaisseur de coupe Regulador espesor rebanada	0 - 15
---	--	--------

TAGLIO EFFETTIVO (mm)

Slicing capacity Schneidefähigkeit	Capacité de coupe Corte efectivo	290x260
---------------------------------------	-------------------------------------	---------

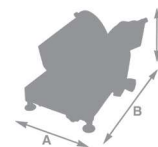
PESO NETTO (kg):

Weight (kg): Gewicht	Poids Peso	26,000 kg
-------------------------	---------------	-----------



TG350

PROFESSIONAL



INGOMBRO MACCHINA (A-B-C mm):

Machine sizes Maschinengröße	Dimensions de la machine Tamaño maquina	500x700x500
---------------------------------	--	-------------

DIAMETRO LAMA (mm):

Blade diameter Klingendurchmesser	Diamètre de la lame Tamaño cuchilla	350
--------------------------------------	--	-----

DIMENSIONE PIATTO (mm):

Pan size Tellerplattengröße	Dimensions du plat Dimensión plato	265x260
--------------------------------	---------------------------------------	---------

AFFILATOIO:

Knife sharpener Schleifvorrichtung	Affiloir Afilador	Fisso Fixed - Fixe Feststehend - Fijo
---------------------------------------	----------------------	---

MOTORE:

Motor: Motor	Moteur Motor	HP 0,30 - 230V - 220W
-----------------	-----------------	-----------------------

REGOLAZIONE SPESSORE FETTE (mm)

Cutting thickness regulation Schnittstärkeregelung	Régulation de l'épaisseur de coupe Regulador espesor rebanada	0 - 15
---	--	--------

TAGLIO EFFETTIVO (mm)

Slicing capacity Schneidefähigkeit	Capacité de coupe Corte efectivo	295x275
---------------------------------------	-------------------------------------	---------

PESO NETTO (kg):

Weight (kg): Gewicht	Poids Peso	26,000 kg
-------------------------	---------------	-----------