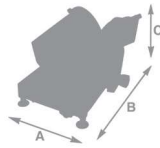




## TV250

PROFESSIONAL



### INGOMBRO MACCHINA (A-B-C mm):

Machine sizes Maschinengröße	Dimensions de la machine Tamaño maquina	480x700x530
---------------------------------	--	-------------

### DIAMETRO LAMA (mm):

Blade diameter Klingendurchmesser	Diamètre de la lame Tamaño cuchilla	250
--------------------------------------	--	-----

### DIMENSIONE PIATTO (mm):

Pan size Tellerplattengröße	Dimensions du plat Dimensión plato	270x260
--------------------------------	---------------------------------------	---------

### AFFILATOIO:

Knife sharpener Schleifvorrichtung	Affloir Afilador	Fisso Fixed - Fixe Feststehend - Fijo
---------------------------------------	---------------------	---

### MOTORE:

Motor: Motor	Moteur Motor	HP 0,21 - 230V - 154W
-----------------	-----------------	-----------------------

### REGOLAZIONE SPESSORE FETTE (mm)

Cutting thickness regulation Schnittstärkeregelung	Régulation de l'épaisseur de coupe Regulador espesor rebanada	0 - 15
---	--	--------

### TAGLIO EFFETTIVO (mm)

Slicing capacity Schneidefähigkeit	Capacité de coupe Corte efectivo	270x170
---------------------------------------	-------------------------------------	---------

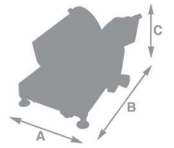
### PESO NETTO (kg):

Weight (kg): Gewicht	Poids Peso	22,500 ca
-------------------------	---------------	-----------



## TV300

PROFESSIONAL



### INGOMBRO MACCHINA (A-B-C mm):

Machine sizes Maschinengröße	Dimensions de la machine Tamaño maquina	500x630x510 <b>BRACCIO SPECIALE 500x740x510</b>
---------------------------------	--	--

### DIAMETRO LAMA (mm):

Blade diameter Klingendurchmesser	Diamètre de la lame Tamaño cuchilla	300
--------------------------------------	--	-----

### DIMENSIONE PIATTO (mm):

Pan size Tellerplattengröße	Dimensions du plat Dimensión plato	270x260
--------------------------------	---------------------------------------	---------

### AFFILATOIO:

Knife sharpener Schleifvorrichtung	Affloir Afilador	Fisso Fixed - Fixe Feststehend - Fijo
---------------------------------------	---------------------	---

### MOTORE:

Motor: Motor	Moteur Motor	HP 0,30 - 230V - 220W
-----------------	-----------------	-----------------------

### REGOLAZIONE SPESSORE FETTE (mm)

Cutting thickness regulation Schnittstärkeregelung	Régulation de l'épaisseur de coupe Regulador espesor rebanada	0 - 15
---	--	--------

### TAGLIO EFFETTIVO (mm)

Slicing capacity Schneidefähigkeit	Capacité de coupe Corte efectivo	270x220
---------------------------------------	-------------------------------------	---------

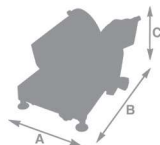
### PESO NETTO (kg):

Weight (kg): Gewicht	Poids Peso	26,000 ca
-------------------------	---------------	-----------



## TV330

PROFESSIONAL



### INGOMBRO MACCHINA (A-B-C mm):

Machine sizes Maschinengröße	Dimensions de la machine Tamaño maquina	500x740x510 <b>BRACCIO SPECIALE</b>
---------------------------------	--	--

### DIAMETRO LAMA (mm):

Blade diameter Klingendurchmesser	Diamètre de la lame Tamaño cuchilla	330
--------------------------------------	--	-----

### DIMENSIONE PIATTO (mm):

Pan size Tellerplattengröße	Dimensions du plat Dimensión plato	270x260
--------------------------------	---------------------------------------	---------

### AFFILATOIO:

Knife sharpener Schleifvorrichtung	Affloir Afilador	Fisso Fixed - Fixe Feststehend - Fijo
---------------------------------------	---------------------	---

### MOTORE:

Motor: Motor	Moteur Motor	HP 0,30 - 230V
-----------------	-----------------	----------------

### REGOLAZIONE SPESSORE FETTE (mm)

Cutting thickness regulation Schnittstärkeregelung	Régulation de l'épaisseur de coupe Regulador espesor rebanada	0 - 15
---	--	--------

### TAGLIO EFFETTIVO (mm)

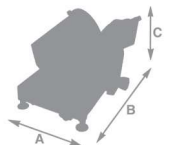
Slicing capacity Schneidefähigkeit	Capacité de coupe Corte efectivo	con blocco 300x240 senza blocco 310x230ww
---------------------------------------	-------------------------------------	--

### PESO NETTO (kg):

Weight (kg): Gewicht	Poids Peso	27,000 ca
-------------------------	---------------	-----------

## TV330

PROFESSIONAL



### INGOMBRO MACCHINA (A-B-C mm):

Machine sizes Maschinengröße	Dimensions de la machine Tamaño maquina	500x640x510 <b>BRACCIO COLONNA</b>
---------------------------------	--	---------------------------------------

### DIAMETRO LAMA (mm):

Blade diameter Klingendurchmesser	Diamètre de la lame Tamaño cuchilla	330
--------------------------------------	--	-----

### DIMENSIONE PIATTO (mm):

Pan size Tellerplattengröße	Dimensions du plat Dimensión plato	270x260
--------------------------------	---------------------------------------	---------

### AFFILATOIO:

Knife sharpener Schleifvorrichtung	Affloir Afilador	Fisso Fixed - Fixe Feststehend - Fijo
---------------------------------------	---------------------	---

### MOTORE:

Motor: Motor	Moteur Motor	HP 0,30 - 230V
-----------------	-----------------	----------------

### REGOLAZIONE SPESSORE FETTE (mm)

Cutting thickness regulation Schnittstärkeregelung	Régulation de l'épaisseur de coupe Regulador espesor rebanada	0 - 15
---	--	--------

### TAGLIO EFFETTIVO (mm)

Slicing capacity Schneidefähigkeit	Capacité de coupe Corte efectivo	con blocco 300x240 senza blocco 310x230ww
---------------------------------------	-------------------------------------	--

### PESO NETTO (kg):

Weight (kg): Gewicht	Poids Peso	27,000 ca
-------------------------	---------------	-----------